

MAGNETOS



Model Interpretation

Prefix


- K Lightweight unit.
- KN 45 mm. spindle height.
- KNR Special version of 'KN' magneto for racing.
- N 35 mm. spindle height.
- NC Special version of 'N' magneto for competition purposes.
- NR Special version of 'N' magneto for racing.
- SR Lightweight unit, rotating magnet type.
- SRR Special version of 'SR' for racing.

Prefix

- 1 Single cylinder.
- 2 Twin cylinder.
- V V Twin.

Suffix

- F Flange mounting.
- C Competition type.
- R Racing type.
- L Used with 'KN1', 'KN2' and 'N1' Models where ring type cam is fitted.



For detailed spare parts, see pages G11-G21

Model Reference

Model	Ordering No.	Model	Ordering No.	Model	Ordering No.	Model	Ordering No.
K1F	42133	K2F	42344	KNR1	42157	N1	454116
K1F	42182	K2FC	42350	KNR1	457276	N1	454118
K1F	42183	K2FC	42368	KNV	42052	NC1	42347
K1F	42265	K2FR	42206	KNV	454919	NR1	42179
K1FC	42346	K2FR	42324	KNV	454920	SR1	42281
K1FR	42190	KN1	42040	KNV	454927	SR1	42283
K2F	42180	KN1	454506	KNV	455090	SR1	42293
K2F	42230	KN1L	42128	KVF	42134	SR2	42364
K2F	42248	KNC1	42348	N1	42018	SRR1	42357
K2F	42263	KNC1	42349	N1	42020	SRR2	42355
K2F	42298	KNR1	42123	N1	42272		

MOTOR CYCLE APPLICATION

- 42018 Model N1, Type ET.** Anti-clockwise rotation; right hand spring control.
O.K. SUPREME 250 c.c. 1937-39.
- 42020 Model N1, Type AO.** Anti-clockwise rotation; left hand spring control.
A.J.S. 350 c.c. '26' 1937-39.
350 c.c. '16M' and '16MS' 1945-50.
500 c.c. '8', '9' and '18T' 1937-39.
500 c.c. '18' and '18S' 1937-52.
MATCHLESS 250 c.c. 'G2', 'G2M' and 'G2MC' 1937-39.
350 c.c. 'G3' 1936-52.
500 c.c. 'G80' 1937-52.
PANTHER 600 c.c. '100' 1950-51.
- 42040 Model KNI, Type LO.** Anti-clockwise rotation; left hand spring control.
A.J.W. 500 c.c. Single cylinder 1937-40.
MAISON SAROLEA 350 c.c. (Racing) 1947.
- 42052 Model KNY, Type LO.** Firing angle 50°; anti-clockwise rotation; left hand spring control.
MATCHLESS 1,000 c.c. Twin 1938-39.
- 42123 Model KNRI, Type AC52.** Anti-clockwise rotation; right hand spring control.
B.S.A. 350 c.c. 'B32' and 500 c.c. 'B34' Competition Models 1950-56.
Racing Models 1957.
- 42128 Model KNIL, Type AC57.** Anti-clockwise rotation; left hand spring control.
B.S.A. 350 c.c. 'B32' Competition 1945-48.
- 42133 Model KIF, Type SM/O.** Anti-clockwise rotation; fixed control.
PANTHER 350 c.c. '75' 1949-54.
VELOCE 350 c.c. 'MAC' and 'Viper' 1952-57.
500 c.c. 'MSS' and 'Venom' 1952-57.
- 42134 Model KVF, Type GM/1.** Clockwise rotation; fixed control.
VINCENT H.R.D. 1,000 c.c. 'Rapide' and 'Black Shadow' 1948-54.
- 42157 Model KNRI, Type AO.** Anti-clockwise rotation; right hand spring control.
ARIEL 500 c.c. 'HS' Mk. 1 'Red Hunter' Scrambles 1955-57.
ENFIELD 350 c.c. and 500 c.c. 'Trials Scrambler' 1955-57.
- 42179 Model NRI, Type AO.** Anti-clockwise rotation; right hand spring control.
A.J.S. 350 c.c. and 500 c.c. Competition Models 1950-57.
(See also alternative magneto No. 42347).
MATCHLESS 350 c.c. and 500 c.c. Competition Models 1950-57.
(See also alternative magneto No. 42347).
- 42180 Model K2F, Type SM8.** Anti-clockwise rotation; right hand spring control.
A.J.S. 500 c.c. '20' 1949-50.
500 c.c. 'Super Clubman' Twin 1949-50.
- 42182 Model K1F, Type GM2.** Clockwise rotation; fixed control.
VINCENT H.R.D. 500 c.c. 'Comet' 1949-54 and 'Meteor' 1949-50.
- 42183 Model K1F, Type FE5.** Anti-clockwise rotation; right hand spring control.
PANTHER 250 c.c. '65' 1949-57.
250 c.c. 'Stroud' 1950-53.
350 c.c. 'Stroud' 1950-54.
(See also alternative magneto No. 42190).
350 c.c. '75' 1957.
- 42190 Model K1FR, Type L.** Anti-clockwise rotation; right hand spring control.
PANTHER 250 c.c. 'Stroud' 1950-53.
350 c.c. 'Stroud' 1950-54.
(Alternative magneto).
- 42206 Model K2FR, Type L.** Clockwise rotation; left hand spring control.
DOUGLAS 350 c.c. Twin Competition 1951-52.
- 42230 Model K2F, Type SM.** Anti-clockwise rotation; right hand spring control.
A.J.S. 500 c.c. '20' 1951-57.
600 c.c. '30' 1956-57.
MATCHLESS 500 c.c. 'G9' 1951-57.
600 c.c. 'G11' 1956-57.
- 42248 Model K2F, Type AC.** Anti-clockwise rotation; fixed control.
ARIEL 500 c.c. 'KG' De Luxe 1948-51.
500 c.c. 'KH' and 'KHA' 'Red Hunter', 'Hunter Twin' and 'Fieldmaster' 1948-57.
650 c.c. 'FH' 'Huntmaster' 1954-57.
B.S.A. 500 c.c. 'A7' Twin 1947-57.
650 c.c. 'A10' 'Golden Flash' 1950-57.
MATCHLESS 500 c.c. 'Super Clubman' 1948.
NORTON 500 c.c. 'Dominator 7' 1949-55.
500 c.c. '77' 1957.
500 c.c. 'Dominator 88' 1952-57.
600 c.c. 'Dominator 99' 1956-57.
TRIUMPH 350 c.c. '3T De Luxe' 1946-51.
500 c.c. 'TR5 Trophy' 1949-50.
500 c.c. '5TAC' 'Speed Twin' 1946-52.
500 c.c. 'Tiger 100' 1946-50.
650 c.c. '6TAC' 'Thunderbird' 1950-53.
- 42263 Model K2F, Type AC53.** Anti-clockwise rotation; left hand spring control.
B.S.A. 500 c.c. 'A7' 'Star Twin' 1951-54.
500 c.c. 'Shooting Star' 1954-57.
650 c.c. 'Road Rocket' 1955-57.
TRIUMPH 500 c.c. 'TR5 Trophy' 1951-55.
500 c.c. 'Tiger 100' 1951-54.
650 c.c. 'Tiger 110' 1954.
- 42265 Model K1F, Type SM/O.** Clockwise rotation; right hand spring control.
EHRlich 350 c.c. (2-stroke) 1952-55.
- 42272 Model N1, Type AO.** Anti-clockwise rotation; right hand spring control.
A.J.S. 350 c.c. '16M' and '16MS' 1951-54.
500 c.c. '18' and '18S' 1953.
MATCHLESS 350 c.c. 'G3' 1953-54.
500 c.c. 'G80' 1953.
- 42281 Model SRI MKIIA.** Anti-clockwise rotation; H.T. centre outlet; L.T. left hand outlet.
ENFIELD 350 c.c. and 500 c.c. 'Bullet' 1956-57.
- 42283 Model SRI MKIIA.** Anti-clockwise rotation; H.T. centre outlet; L.T. left hand outlet.
PANTHER 600 c.c. '100' 1946-49.
- 42293 Model SRI MKIIA.** Anti-clockwise rotation; H.T. centre outlet; L.T. left hand outlet.
A.J.S. 350 c.c. '16M' 1955 and '16MS' 1955-57.
500 c.c. '18' 1954-55 and '18S' 1954-57.
MATCHLESS 350 c.c. 'G3' 1955-57.
500 c.c. 'G80' 1954-57.
- 42298 Model K2F, Type RO.** Anti-clockwise rotation; right hand spring control.
TRIUMPH 500 c.c. 'Tiger 100' and 650 c.c. 'Tiger 110' 1955-57.
- 42324 Model K2FR, Type L.** Anti-clockwise rotation; right hand spring control.
TRIUMPH 500 c.c. 'Tiger 100' (Racing) 1957.
650 c.c. 'Tiger 110' (Racing) 1957.
- 42344 Model K2F, Type RO.** Anti-clockwise rotation; fixed control.
TRIUMPH 500 c.c. '5TAC' 'Speed Twin' and 650 c.c. '6TAC' 'Thunderbird' (Export U.S.A.) 1956-57.
500 c.c. 'Tiger 100' and 650 c.c. 'Tiger 110' (Export U.S.A.) 1957.
- 42346 Model K1FC, Type EP/FE.** Anti-clockwise rotation; right hand spring control.
VELOCE 500 c.c. Scrambler 1955-57.
- 42347 Model NCI, Type SM.** Anti-clockwise rotation; right hand spring control.
A.J.S. 350 c.c. and 500 c.c. Competition Models 1957.
(See also alternative magneto No. 42179).
MATCHLESS 350 c.c. and 500 c.c. Competition Models 1957.
(See also alternative magneto No. 42179).
- 42348 Model KNCI, Type AC.** Anti-clockwise rotation; right hand spring control.
B.S.A. 350 c.c. 'B32' Competition Models 1956-57.
500 c.c. 'B34' 'Gold Star' Competition Models 1956-57.
- 42349 Model KNCI, Type H-AQ.** Anti-clockwise rotation; right hand spring control.
ENFIELD Competition Models 1957.
- 42350 Model K2FC, Type RO.** Anti-clockwise rotation; right hand spring control.
TRIUMPH 500 c.c. 'TR5 Trophy' 1956-57.
650 c.c. 'TR6 Trophy' 1956-57.
- 42355 Model SRR2F, Racing Type.** Anti-clockwise rotation; left hand spring control.
MATCHLESS 500 c.c. 'G45' 1957.
- 42357 Model SRR1, Racing Type.** Anti-clockwise rotation; right hand spring control.
A.J.S. 350 c.c. '7R' single cylinder 1957.
- 42364 Model SR2 MKIIA.** Clockwise rotation; L.T. left hand outlet.
ENFIELD 700 c.c. 'Super Meteor' 1956-57.
- 42368 Model K2F, Type R.** Anti-clockwise rotation; fixed control.
TRIUMPH 500 c.c. '5TAC' 'Speed Twin' and 650 c.c. '6TAC' 'Thunderbird' (Export U.S.A.) later 1957.

MAGNETOS—MODELS K1F, K2F, KVF AND KN1L

DETAILED SPARE PARTS

Ordering No...	42133F	42134A	42134B/D	42134E	42134F	*42174A	*42174B/D	*42174F	*42174H	42180A/B
Model...	K1F	KVF	KVF	KVF	KVF	K2F	K2F	K2F	K2F	K2F
Rotation	Anti-clock	Clock	Clock	Clock	Clock	Anti-clock	Anti-clock	Anti-clock	Anti-clock	Anti-clock
Control	Fixed	Fixed	Fixed	Fixed	Fixed	Fixed	Fixed	Fixed	Fixed	Spring, right hand
Cover, rubber, pick-up	456794	458367	458367	458367	458367	458367	458865	458865	458865	458658
§Pick-up assembly	451260	458368	458368	458368	458368	458368	458866	458866	458866	1458367
§ Brush and spring	410600	451260	451260	451260	451260	451260	410600	451260	451260	458366
§ Nut, moulded	458622	458346	458346	458346	458346	458346	410600	458346	458346	451260
§ Washer, seating	458647	458647	458647	458647	458647	458647	458346	458346	458346	410600
§Cover assembly, contact breaker	122160	458622	458622	458622	458622	458622	458638	458638	458638	458346
Nut, moulded	470534	470533	470533	470533	470533	470533	470534	470534	470534	458619
Screw, taper head, contact breaker fixing	470555	470684	470684	470684	470684	470684	470555	470555	470555	458622
§Contact breaker	470609	470688	470688	470688	470688	470688	470684	470684	470684	122160
Bush, insulating, centre of contact breaker	470609	470688	470688	470688	470688	470688	470684	470684	470684	470534
Bush, insulating, contact screw block	470688	470688	470688	470688	470688	470688	470684	470684	470684	470534
§ Contact set	470688	470688	470688	470688	470688	470688	470684	470684	470684	470555
§ Springs, set, actuating	470537	470537	470537	470537	470537	470537	470609	470609	470609	470684
§ Brush and spring, earth	—	—	—	—	—	—	470609	470609	470609	470684
§Control parts, set	—	—	—	—	—	—	470688	470688	470688	470537
Spring	—	—	—	—	—	—	470537	470537	470537	458728
Nipple, cable	—	—	—	—	—	—	—	—	—	458732
Cover, rubber	—	—	—	—	—	—	—	—	—	458731
Plunger	—	—	—	—	—	—	—	—	—	458731
§Cam	459238	455460	455460	455460	455460	455460	458389	459130	459130	458969
§Plate assembly, contact breaker end	459105	459105	459105	459105	459105	459105	458642	459104	459104	458725
§ Cup, bearing insulating	463931	463931	463931	463931	463931	463931	463931	463931	463931	458726
Screw, cam fixing	186060	186060	186060	186060	186060	186060	186060	186060	186060	463931
Pin, special, cam timing screw	458613	458613	458613	458613	458613	458613	458613	458613	458613	186060
§Spring and pin, contact breaker cover	458355	458355	458355	458355	458355	458355	458355	458355	458355	458613
Washer, packing, end plate, .003"	458356	458356	458356	458356	458356	458356	458356	458356	458356	458355
Washer, packing, end plate, .005"	170109	170109	170109	170109	170109	170109	170109	170109	170109	458356
§Nut, shaft	140074	140074	140074	140074	140074	140074	140074	140074	140074	170109
Washer, shaft nut	459139	458359	458359	458359	458359	458359	458359	458359	458359	140074
§Armature assembly	454496	454497	454497	454497	454497	454497	454497	454497	454497	458333
§ Slip ring	458514	458514	458514	458514	458514	458514	458514	458514	458514	458333
Bolt, through fixing	458339	458339	458339	458339	458339	458339	458339	458339	458339	455361
Condenser assembly	463944	463944	463944	463944	463944	463944	463944	463944	463944	455361
Oil thrower	164334	164334	164334	164334	164334	164334	164334	164334	164334	458514
Washer, linen	455340	455340	455340	455340	455340	455340	455340	455340	455340	458514
Collar, steel, bearing retaining	189291	189291	189291	189291	189291	189291	189291	189291	189291	458339
§Bearing, contact breaker end	189244	189244	189244	189244	189244	189244	189244	189244	189244	463944
§Bearing, drive end	459005	451379	451379	451379	451379	451379	451379	451379	451379	164334
§Cup, bearing insulating	459002	459031	459031	459031	459031	459031	459031	459031	459031	455340
§Oil seal, rubber	455191	455191	455191	455191	455191	455191	455191	455191	455191	455340
§Brush, spring and holder, magneto earth	455190	455190	455190	455190	455190	455190	455190	455190	455190	189291
§ Brush and spring, magneto earth	458370	458370	458370	458370	458370	458370	458370	458370	458370	189291
§Spring and pin, pick-up	458675	458675	458675	458675	458675	458675	458675	458675	458675	189244
§Sundry parts, set	—	—	—	—	—	—	—	—	—	459005
	—	—	—	—	—	—	—	—	—	451379
	—	—	—	—	—	—	—	—	—	459002
	—	—	—	—	—	—	—	—	—	459031
	—	—	—	—	—	—	—	—	—	455191
	—	—	—	—	—	—	—	—	—	455190
	—	—	—	—	—	—	—	—	—	455190
	—	—	—	—	—	—	—	—	—	458370
	—	—	—	—	—	—	—	—	—	458370
	—	—	—	—	—	—	—	—	—	458675
	—	—	—	—	—	—	—	—	—	458675

For illustrations, see pages G9 and G12

§ Recommended spares for stock

† Left hand

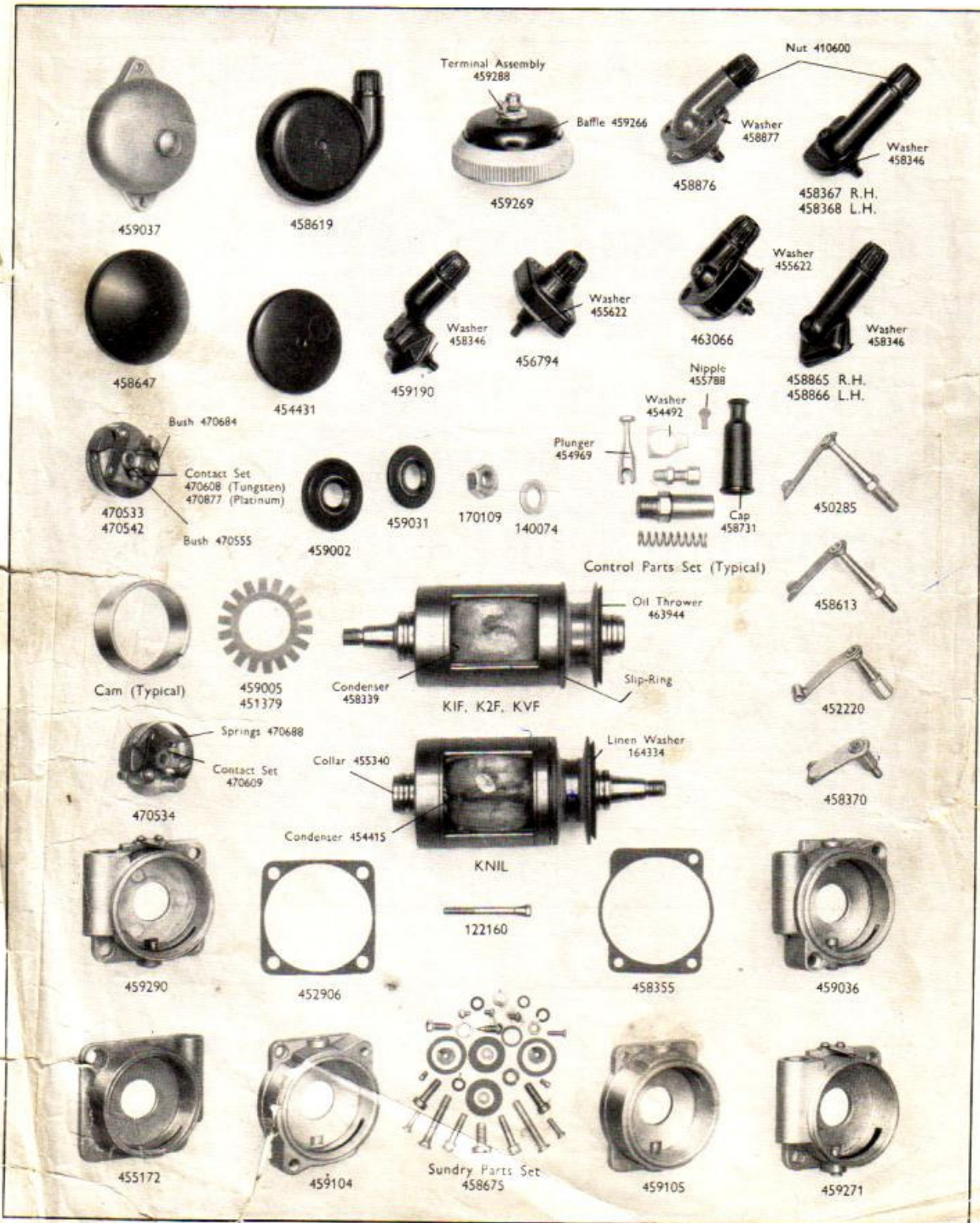
‡ Right hand

* See Supersession Chart

continued



MAGNETOS—MODELS KIF, K2F, KVF AND KNIL



For detailed spare parts, see pages G13-G16

MAGNETOS—MODELS K1FC, K2FC, K1FR, K2FR, KN1, KNRI, NRI AND NCI


RECOMMENDED SPARE PARTS

Part No.	42123A/L	42157A/K	42179A/N	42190A/D	42206A/J	42324A	42346A	42347A/D	42348D	42349D	42350A/B	42368A	*457276	
Part Name	KNRI Anti-clock Spring, right hand	KNRI Anti-clock Spring, right hand	NR1 Anti-clock Spring, right hand	K1FR Anti-clock Spring, right hand	K2FR Clock Spring, left hand	K2FR Anti-clock Spring, right hand	K1FC Anti-clock Spring, right hand	NCI Anti-clock Spring, right hand	KNCI Anti-clock Spring, right hand	KNCI Anti-clock Spring, right hand	KNCI Anti-clock Spring, right hand	K2FC Anti-clock Spring, right hand	K2FC Anti-clock Spring, right hand	KNRI Anti-clock Spring, right hand
Cover, rubber, pick-up	457810	457810	457810	457810	458658	458658	457810	457810	457810	457810	458658	458658	450426	
Clip, pick-up, cover sealing	455733	455733	455733	455733	455734	455734	455733	455733	455733	455733	455734	455734	455733	
Pick-up assembly	456794	456794	456794	456794	458876	458876	456794	456794	456794	456794	458876	458876	456794	
Brush and spring	451260	451260	451260	451260	451260	451260	451260	451260	451260	451260	451260	451260	451260	
Nut, moulded	455791	455791	455791	455791	410600	410600	410600	410600	410600	410600	410600	410600	410600	
Washer, seating	455622	455622	455622	455622	458877	458877	455622	458877	458877	458877	458877	458877	455622	
Cover assembly	459199	459199	459199	459199	459205	459205	459315	459199	459199	459199	459205	459205	459205	
Ring, rubber	457681	457681	457681	457681	457681	457681	457681	457681	457681	457681	457681	457681	457681	
Brush and spring	—	—	—	—	455190	455190	—	—	—	—	455190	455190	—	
Terminal assembly	—	—	—	—	459288	459288	—	—	—	—	459288	459288	—	
Bolt, centre fixing	459198	459198	459198	459198	135423	135423	459198	459198	459198	459198	135423	135423	—	
Screw, drain plug	135423	135423	135423	135423	459194	459194	459194	459194	459194	459194	459194	459194	—	
Cap, breather	459194	459194	459194	459194	455233	455233	455233	455233	455233	455233	455233	455233	—	
Screw, contact breaker fixing	455233	455233	455233	455233	470914	470914	470914	470914	470914	470914	470914	470914	—	
Contact breaker assembly	470914	470914	470914	470914	—	—	—	—	—	—	—	—	—	
Contact set	470537	470537	470537	470537	470537	470537	470537	470537	470537	470537	470537	470537	470537	
Brush and spring assembly	—	—	—	—	—	—	—	—	—	—	—	—	—	
Springs, set, actuating	—	—	—	—	—	—	—	—	—	—	—	—	—	
Bush, insulating, centre of contact breaker	—	—	—	—	—	—	—	—	—	—	—	—	—	
Bush, insulating, contact screw block	—	—	—	—	—	—	—	—	—	—	—	—	—	
Control parts, set	—	—	—	—	—	—	—	—	—	—	—	—	—	
Spring	457117	457117	457117	457117	457117	457117	457117	457117	457117	457117	457117	457117	463107	
Cover, rubber	454475	454475	454475	454475	454475	454475	454475	454475	454475	454475	454475	454475	454475	
Clip, control cover sealing	455734	455734	455734	455734	455734	455734	455734	455734	455734	455734	455734	455734	455734	
Plunger	—	—	—	—	—	—	—	—	—	—	—	—	—	
Nipple, cable	455788	455788	455788	455788	455788	455788	455788	455788	455788	455788	455788	455788	454969	
Screw, adjusting	—	—	—	—	—	—	—	—	—	—	—	—	—	
Nut, 1" B.S.F.	—	—	—	—	—	—	—	—	—	—	—	—	—	
Washer, barrel sealing	—	—	—	—	—	—	—	—	—	—	—	—	—	
Barrel	164724	164724	164724	164724	164724	164724	164724	164724	164724	164724	164724	164724	170124	
Plate assembly, contact breaker end	—	—	—	—	—	—	—	—	—	—	—	—	—	
Cup, bearing insulating	—	—	—	—	—	—	—	—	—	—	—	—	—	
Shim, contact breaker end packing, .003"	—	—	—	—	—	—	—	—	—	—	—	—	—	
Shim, contact breaker end packing, .005"	—	—	—	—	—	—	—	—	—	—	—	—	—	
Screw, cam timing, special	—	—	—	—	—	—	—	—	—	—	—	—	—	
Pin, cam timing screw, special	—	—	—	—	—	—	—	—	—	—	—	—	—	
Cam	—	—	—	—	—	—	—	—	—	—	—	—	—	
Nut, shaft, 1" B.S.F.	170109	170109	170109	170109	170109	170109	170109	170109	170109	170109	170109	170109	170109	
Washer, shaft nut	140074	140074	140074	140074	140074	140074	140074	140074	140074	140074	140074	140074	140074	
Clip, cover locking	458813	458813	458813	458813	458847	458847	458847	458847	458847	458847	458847	458847	458847	
Auxiliary assembly	—	—	—	—	—	—	—	—	—	—	—	—	—	
Ship ring	—	—	—	—	—	—	—	—	—	—	—	—	—	
Bolt, through fixing	—	—	—	—	—	—	—	—	—	—	—	—	—	
Condenser	—	—	—	—	—	—	—	—	—	—	—	—	—	
Oil thrower	—	—	—	—	—	—	—	—	—	—	—	—	—	
Washer, linen	—	—	—	—	—	—	—	—	—	—	—	—	—	
Collar, steel, bearing retaining	—	—	—	—	—	—	—	—	—	—	—	—	—	
Bearing, contact breaker end	—	—	—	—	—	—	—	—	—	—	—	—	—	
Bearing, drive end	—	—	—	—	—	—	—	—	—	—	—	—	—	
Oil seal, rubber	—	—	—	—	—	—	—	—	—	—	—	—	—	
Cup, bearing insulating, drive end	—	—	—	—	—	—	—	—	—	—	—	—	—	
Brush, spring and holder, magneto earth	455191	455191	455191	455191	455191	455191	455191	455191	455191	455191	455191	455191	455191	
Brush and spring, magneto earth	455190	455190	455190	455190	455190	455190	455190	455190	455190	455190	455190	455190	455190	
dry parts, set	458869	458869	458869	458869	458869	458869	458869	458869	458869	458869	458869	458869	458869	

For illustrations, see pages GP-G10
 § Recommended spares for stock
 T 2.11
 § See Supersession Chart

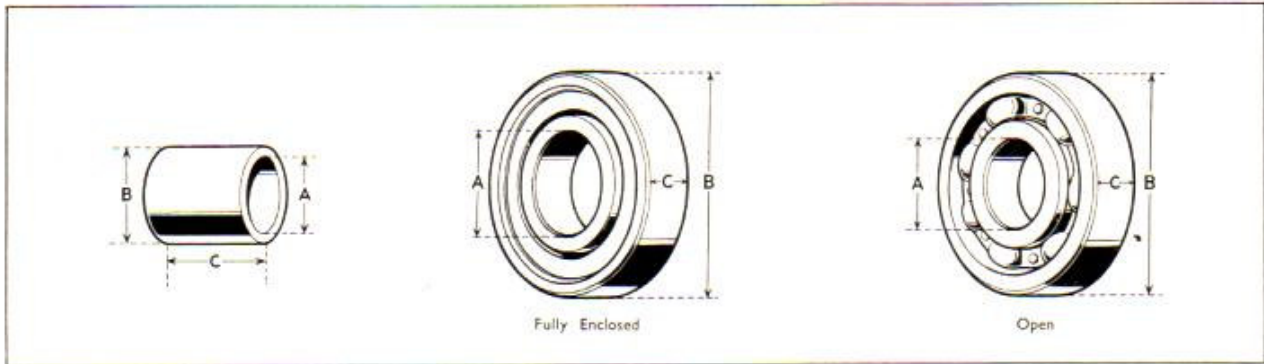


MAGNETOS—MODELS K1FC, K2FC, K1FR, K2FR, KNCI, KNRI, NRI AND NCI



For detailed spare parts, see page G11

BEARINGS AND BUSHINGS



BEARING CHART

Ordering No.	Type	Description	Bore A	Outside Diameter B	Width C
189210	108	Single row; rigid ball journal; light type; metric sizes	8 mm.	22 mm.	7 mm.
189244	R18	Magneto Type; ball journal; metric sizes	18 mm.	40 mm.	9 mm.
189270	S1	'S' Type; single row ball journal; English sizes with cage	.250"	.750"	.218"
189284	A8	Ball journal; metric sizes	8 mm.	27 mm.	7 mm.
189289	A13	Magneto type; ball journal; metric sizes	13 mm.	30 mm.	7 mm.
189291	A15	Magneto type; ball journal; metric sizes	15 mm.	35 mm.	8 mm.
189294	N3048	Magneto Type; ball journal; metric sizes	15 mm.	37 mm.	8 mm.
189307	115	Single row; rigid ball journal; light type; metric sizes	15 mm.	35 mm.	11 mm.

BEARING APPLICATION

Ordering No.	Fitted to			Application
	Magdyno	Magneto	Distributor	
189210	MN2L and MO1L	—	—	Generator, commutator end.
189244	—	K1F, K1FC, K2F, K2FC and KVF	—	Drive end.
189270	—	—	D1A2	Camshaft.
189284	MSL1, MSL1S, MSLV, MSR1 and MSRV	—	—	Generator, commutator end.
189289	—	SR1 and SR2	—	Contact breaker end.
189289	MSL1, MSL1S, MSLV, MSR1 and MSRV	—	—	Generator, drive end.
189291	MN1E, MN2, MN2E, MNV, MO1, MO1L, MSHV, MSL1, MSLV, MSR1 and MSRV	K1F, K2F, KN1, KNV, KVF and N1	—	Contact breaker end.
189291	MN1E, MN2, MN2E, MNV, MO1, MSHV, MSL1, MSLV, MSR1 and MSRV	K1F, K2F, KN1, KNV, KVF, N1, SR1 and SR2	—	Drive end.
189294	MN1E, MN2, MN2E, MN2L, MNV and MO1	K1FC, K2F, K2FC and NCI	—	Contact breaker end.
189294	MN1E, MN2, MN2E, MN2L, MNV, MO1 and MO1L	—	—	Drive end.
189307	MN1E, MN2, MN2E, MN2L, MNV, MO1, MO1L and MSHV	—	—	Generator, drive end.

BUSHING CHART

Ordering No.	Description	Dimensions in Inches		
		Bore (A)	Diameter (B)	Width (C)
200231	Oil-less bearing	.318	.441	.468
404374	Oil-less bearing	.492	.625	.625
410590	Oil-less bearing	.491	.625	.812
415314	Phosphor bronze	1.030	1.188	1.000
420406	Oil-less bearing	.489	.750	2.361
423571	Oil-less bearing	.490	.625	.812

BUSHING APPLICATION

Ordering No.	Fitted to	Application
200231	Magdynos MN1E, MN2, MN2E, MNV, MO1 and MSHV	Generator, commutator end
404374	Distributors DKX1A, DKX2A, DKX4A, DKXH2A and DKYH4A	
410590	Distributors DKX1A, DKX2A, DKX4A, DKXH2A and DKYH4A	Top
415314	Distributor D1A2	Bottom
420406	Distributors DKX2A, DKX4A and DKXH4A	Bottom
420406	Distributors DK2A, DKX1A, DKX4A and 18D2	Top
423571	Distributor 18D2	Bottom
		Top